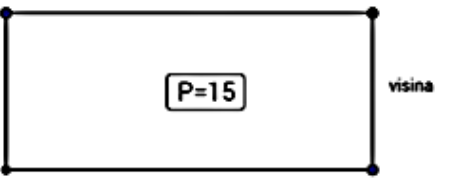
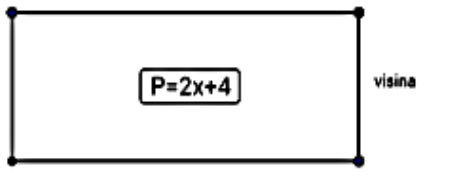
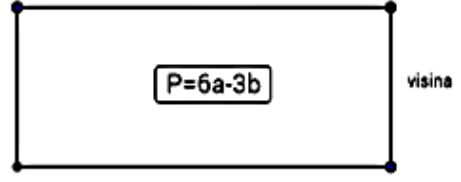
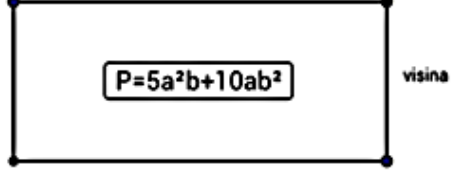
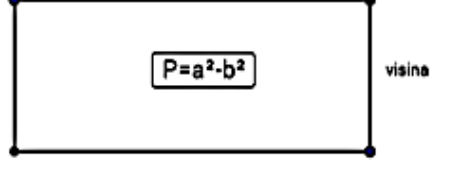
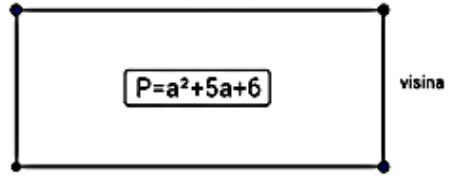
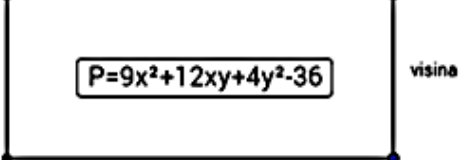


□

### RADNI LISTIĆ: FAKTORIZACIJA

U tablici napiši tražene dimenzije pravokutnika ako je zadana njegova površina:

 <p style="text-align: center;">širina</p> <p style="text-align: center;"><math>P=15</math></p> <p style="text-align: right;">visina</p>	<p>Širina:</p> <p>visina:</p>
 <p style="text-align: center;">širina</p> <p style="text-align: center;"><math>P=2x+4</math></p> <p style="text-align: right;">visina</p>	<p>Širina:</p> <p>visina:</p>
 <p style="text-align: center;">širina</p> <p style="text-align: center;"><math>P=6a-3b</math></p> <p style="text-align: right;">visina</p>	<p>Širina:</p> <p>visina:</p>
 <p style="text-align: center;">širina</p> <p style="text-align: center;"><math>P=5a^2b+10ab^2</math></p> <p style="text-align: right;">visina</p>	<p>Širina:</p> <p>visina:</p>
 <p style="text-align: center;">širina</p> <p style="text-align: center;"><math>P=a^2-b^2</math></p> <p style="text-align: right;">visina</p>	<p>Širina:</p> <p>visina:</p>
 <p style="text-align: center;">širina</p> <p style="text-align: center;"><math>P=a^2+5a+6</math></p> <p style="text-align: right;">visina</p>	<p>Širina:</p> <p>visina:</p>
 <p style="text-align: center;">širina</p> <p style="text-align: center;"><math>P=9x^2+12xy+4y^2-36</math></p> <p style="text-align: right;">visina</p>	<p>Širina:</p> <p>visina:</p>